

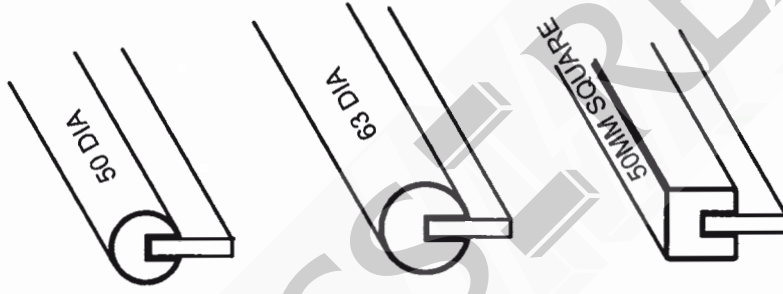
**NEW SYSTEM!
FACE FIXED!
NO GROUT!**



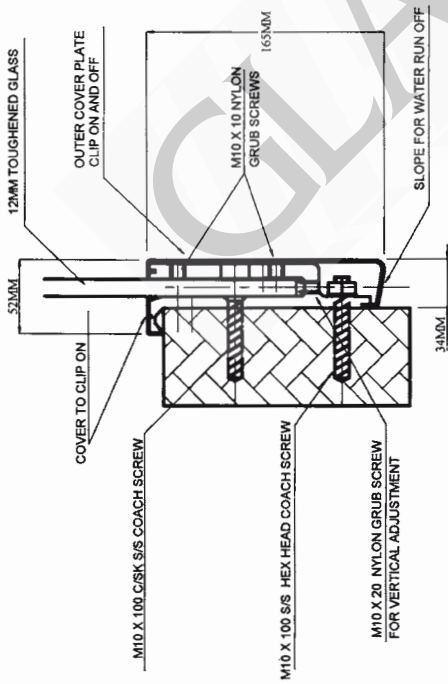
THE BEAUTY OF GLASS

TAILOR MADE • GR-TOUGH SAFETY GLASS • BALUSTRADES

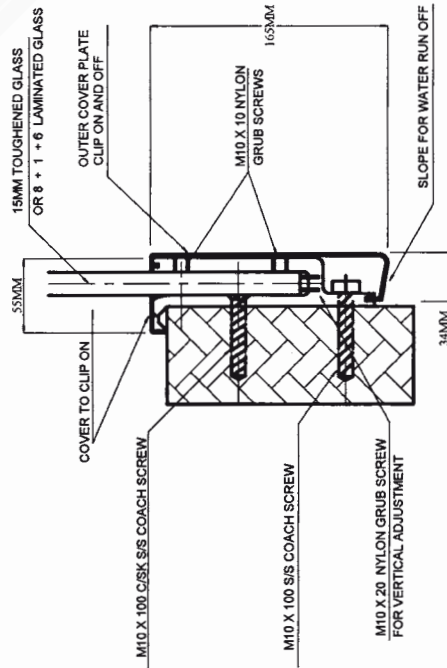
OPTIONAL HANDRAILS FOR 12MM GLASS



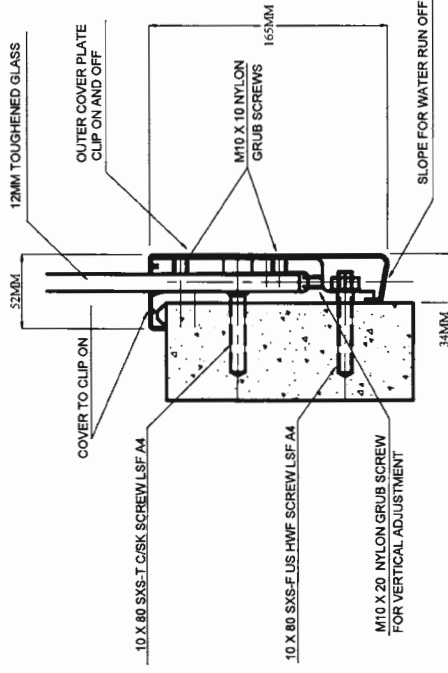
● STAINLESS STEEL HANDRAIL AVAILABLE FOR 15MM GLASS



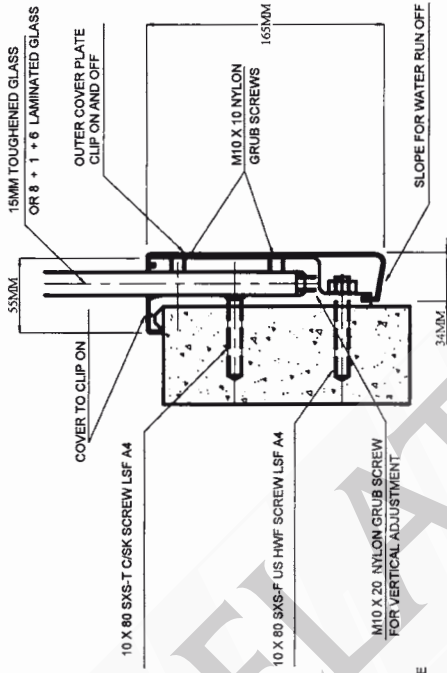
GR4808 NON GROUT ALUMINIUM CHANNEL SET UP FOR TIMBER FIXING



GR4816 NON GROUT ALUMINIUM CHANNEL SET UP FOR TIMBER FIXING



GR4808 NON GROUT ALUMINIUM CHANNEL SET UP FOR CONCRETE FIXING

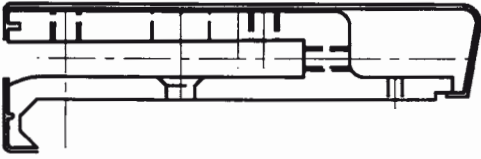

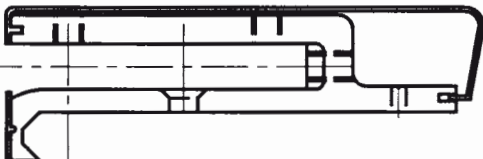



GR4816 NON GROUT ALUMINIUM CHANNEL SET UP FOR TIMBER FIXING

GLASS OPTIONS

- TOUGHENED
- 12MM - 15MM CLEAR
- LAMINATED
- 8MM - 1MM - 6MM

- Complies with NZS 4223 and NZS 4203
- Technical advice, shop drawings and obligation free quotations available
- Glass Relate Hardware Ltd is the exclusive owner of aluminium extrusion dies
- Frameless Glass Balustrades made of toughened safety glass
- All hardware is designed for interior and exterior applications
- A two year warranty on supplied materials and workmanship

PRODUCT		TYPE NO.	PRODUCT DESCRIPTION	PRODUCT	TYPE NO.	PRODUCT DESCRIPTION	DESIGN TABLE					
PRODUCT		TYPE NO.	PRODUCT DESCRIPTION	PRODUCT	TYPE NO.	PRODUCT DESCRIPTION	GLASS THICKNESS	DESIGN LOAD	MAX GLASS HEIGHT	MAX LENGTH	MAX DEFLECTION IN TOP	
	GR 4808	Aluminium Channel Fixing to concrete, Steel or Timber for 12mm glass		GR 2858 Domestic Aluminium Capping Square 48 Square	GR 2118 Domestic Aluminium Capping Round 50 Dia	GR 2117 Commercial Aluminium Capping Round 63 Dia	12mm	1000Nm	1000mm	3000mm	32mm	
				GR 2858 Domestic Aluminium Capping Square 48 Square	GR 2118 Domestic Aluminium Capping Round 50 Dia	GR 2117 Commercial Aluminium Capping Round 63 Dia	15mm	1250Nm	1200mm	3000mm	27mm	
	GR 4816	Aluminium Channel Fixing to concrete, Steel or Timber for 15mm glass		GR 2858 Domestic Aluminium Capping Square 48 Square	GR 2118 Domestic Aluminium Capping Round 50 Dia	GR 2117 Commercial Aluminium Capping Round 63 Dia	8-1.6 mm	1250Nm	1200mm	3000mm	30mm	
				GR 2858 Domestic Aluminium Capping Square 48 Square	GR 2118 Domestic Aluminium Capping Round 50 Dia	GR 2117 Commercial Aluminium Capping Round 63 Dia	8-1.6 mm	1250Nm	1200mm	3000mm	30mm	
NOTES							<ul style="list-style-type: none"> • Dry Non Grout Balustrades or Pool Fence • The movement of the channel after fixing to substructure should be minimal • For fixing details refer to structural engineers recommendations. These are available from our office. • All edges to be flat ground or polished • All toughened and or laminated safety glass to be visibly identified by a safety stamp. • Patent Pending No. 562565 NZ. and Australia 					



New Zealand Distributor

Your Local Supplier

GLASS RELATE Ltd

Hardware

21 Soljans Drive, Henderson, Waitakere, New Zealand.
PO Box 104224, Lincoln North, Waitakere 0654, New Zealand.
Phone: (09) 838 0701 Fax: (09) 838 0707
Email: hardware@glassrelate.co.nz Web: www.glassrelate.co.nz